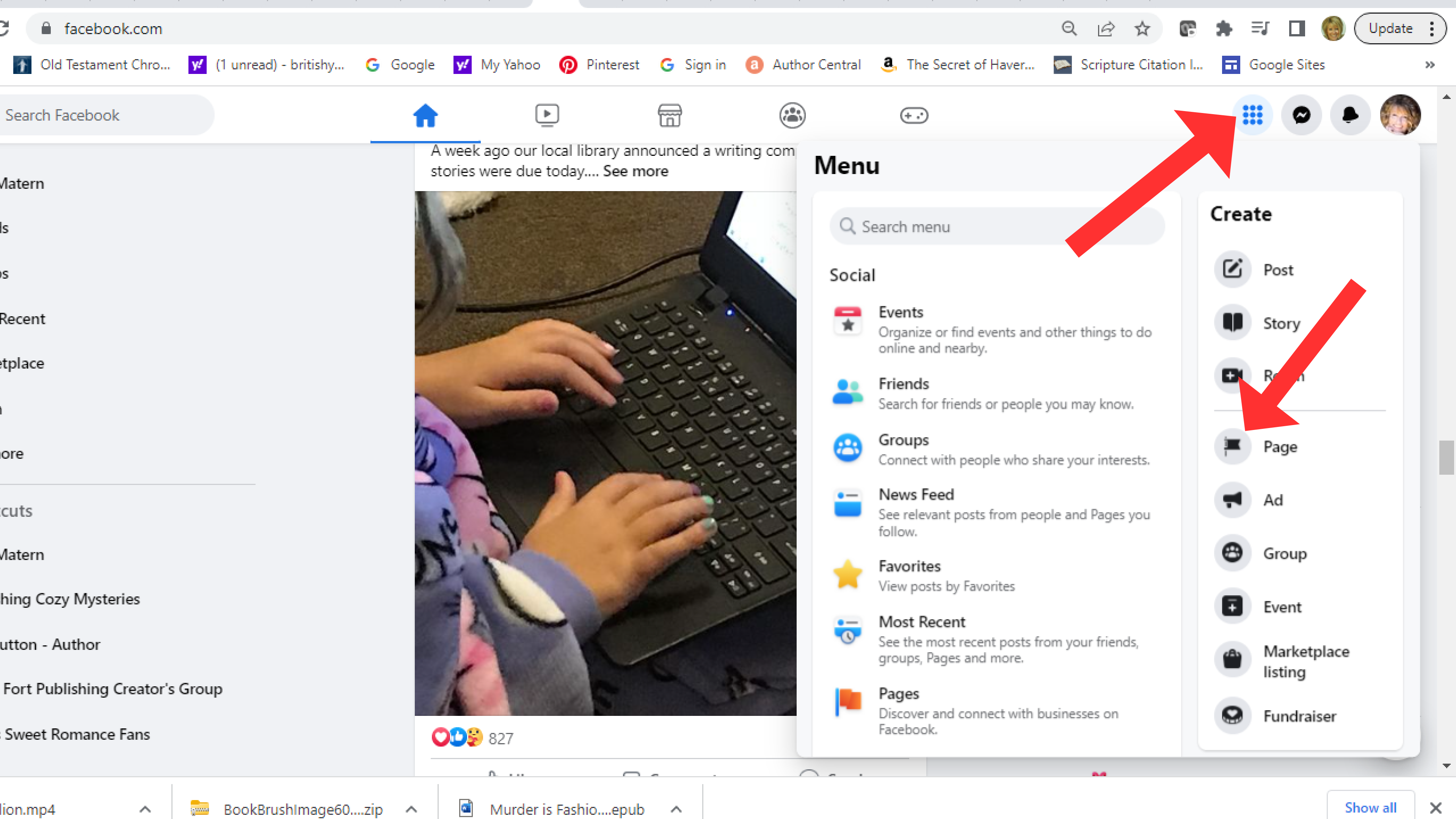





*pages*



A week ago our local library announced a writing com stories were due today.... See more



827

### Menu


Search menu

#### Social

- Events**  
Organize or find events and other things to do online and nearby.
- Friends**  
Search for friends or people you may know.
- Groups**  
Connect with people who share your interests.
- News Feed**  
See relevant posts from people and Pages you follow.
- Favorites**  
View posts by Favorites
- Most Recent**  
See the most recent posts from your friends, groups, Pages and more.
- Pages**  
Discover and connect with businesses on Facebook.

### Create

- Post**
- Story**
- Reel**
- Page**
- Ad**
- Group**
- Event**
- Marketplace listing**
- Fundraiser**



Pages > Create a Page

# Create a Page

Your Page is where people go to learn more about you. Make sure yours has all the information they may need.

Use the name of your business, brand or organization, or a name that helps explain your Page. [Learn More](#)

Enter a category that best describes you.

Tell people a little about what you do.

Create Page

By creating a Page, you agree to the [Pages, Groups and Events Policies](#)

Desktop Preview

The preview shows a desktop view of a Facebook page. At the top is a large grey header area. Below it is a circular profile picture placeholder. Underneath the profile picture is the text "Page name". Below the name is a horizontal navigation bar with tabs for "Posts", "About", "Followers", "Photos", "Videos", and "More". To the right of these tabs are three buttons: "Follow", "Message", and a three-dot menu icon.